



# Talking Tourism

A communicative, multi-skill English language course for Indonesian vocational students

## Unit 2: Yum Yum!



# Contents

Warm up!	2
What do you know?	6
New words	16
Say it!	21
Let's practise!	27
New words 2	36
Let's practise again!	47
Let's learn more!	54
Quiz time!	57


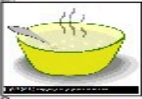



# Warm up!

Here is a crossword about food.








Look at the pictures at the bottom of the page.

*MES-English.com*      **Crossword**      *Tools for Educators*

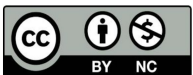
**Down**

- 1. 
- 2. 
- 3. 
- 5. 
- 6. 

**Across**

- 1. 
- 2. 
- 3. 
- 4. 
- 5. 
- 7. 
- 10. 

[https://drive.google.com/drive/folders/13ICly3BNzwcEWN2PP-Gw\\_5BqSKa\\_-QcR?usp=drive\\_link](https://drive.google.com/drive/folders/13ICly3BNzwcEWN2PP-Gw_5BqSKa_-QcR?usp=drive_link)



Do you know the English word for each picture?

Write the right letters in the gaps to make the words.

Check with your partner.



Look at the 8 pictures. 

What can you see?

Find food from the crossword and use the words to tell your partner. 

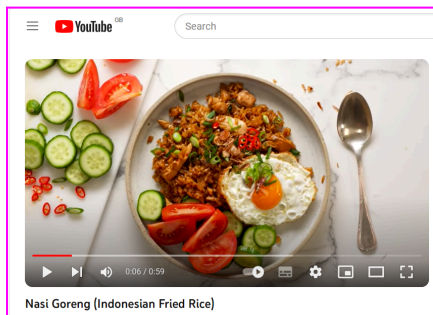


[https://drive.google.com/drive/folders/1z9wGKMDlj\\_qVBo5X7z5qmfWR5LnXk-uo?usp=share\\_link](https://drive.google.com/drive/folders/1z9wGKMDlj_qVBo5X7z5qmfWR5LnXk-uo?usp=share_link)

What Indonesian dish can you see in each picture?  
Where in Indonesia is it popular?

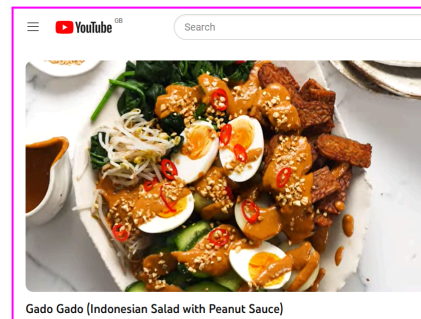
## Extra practice

Watch the videos and **write** down what you can **see**.



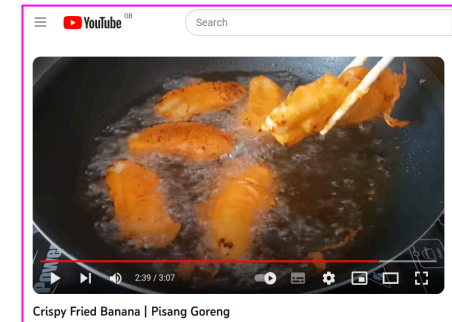
[Nasi Goreng \(Indonesian Fried Rice\) - YouTube](#)

(0:00 - 1:00)



[Gado Gado \(Indonesian Salad with Peanut Sauce\) - YouTube](#)

(0:00 - 1:56)



[Crispy Fried Banana | Pisang Goreng - YouTube](#)

(0:00 - 3:07)

Watch the videos again and **tell** your partner what you can **see**.



# What do you know?

Look at the pictures.



Can you **see** any food or dishes you **know**?

Tell your partner.




[https://drive.google.com/drive/folders/1A-vJIC7\\_9AHvM60e4U9y37QkiDAH2nXf?usp=share\\_link](https://drive.google.com/drive/folders/1A-vJIC7_9AHvM60e4U9y37QkiDAH2nXf?usp=share_link)

Match the picture to the name of the food or dish.

Match the picture (A-L) to the name of the food (1-12).

e.g. 1. Fried chicken = (G)



1. *Fried chicken* = (G)

2. Pasta

3. Cheesecake

4. Fries

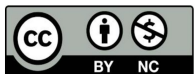
- |            |              |                |                   |
|------------|--------------|----------------|-------------------|
| 5. Curry   | 6. Ice cream | 7. Pancakes    | 8. Fish and chips |
| 9. Burgers | 10. Pizza    | 11. Sandwiches | 12. Pie and mash  |

[https://docs.google.com/document/d/1zeVCDOD0qBX0n754wSirSSxeyWJBIUjJ/edit?usp=share\\_link&ouid=100017399300866052772&rtopof=true&sd=true](https://docs.google.com/document/d/1zeVCDOD0qBX0n754wSirSSxeyWJBIUjJ/edit?usp=share_link&ouid=100017399300866052772&rtopof=true&sd=true)

Check with your partner.

These foods and dishes are popular in English-speaking countries.

What country is each food popular in?



You are going to **do** an internet quest.



**Work** with your partner.

**Use** an online dictionary or search engine to **find out** what these adjectives mean:

\*tasty \*spicy \*sweet \*delicious \*salty \*mild \*healthy \*savoury \*sour \*creamy

Now **draw** a line to **match** the word to the right definition.


***Draw a line to match the adjective about food to the definition:***

**Adjectives**

tasty

**Definitions**

good for your body

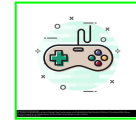
<b>spicy</b>		without a strong flavour
<b>sweet</b>		not a sweet food
<b>delicious</b>		with a good flavour/a taste you like
<b>salty</b>		thick and soft
<b>mild</b>		with a sharp taste; not sweet
<b>healthy</b>		with a flavour like sugar
<b>savoury</b>		with a strong, hot flavour
<b>sour</b>		with a taste of salt; not sweet
<b>creamy</b>		with a really good flavour/a taste you love

[https://docs.google.com/document/d/17JzFop-RhqcK3zQKmZbE1hAH0N6NGw2H/edit?usp=share\\_link&ouid=100017399300866052772&rtpof=true&sd=true](https://docs.google.com/document/d/17JzFop-RhqcK3zQKmZbE1hAH0N6NGw2H/edit?usp=share_link&ouid=100017399300866052772&rtpof=true&sd=true)



Can you **remember** what each adjective about food means?

Play the game and try to **match** the adjectives to the right definitions.



Wordwall Create better lessons quicker

Home Features Price Plans Log In Sign Up

0:02

spicy	<input type="text"/>	not a sweet food
creamy	<input type="text"/>	without a strong flavour
sour	<input type="text"/>	with a strong, hot flavour
healthy	<input type="text"/>	with a taste of salt; not sweet
savoury	<input type="text"/>	with a sharp taste; not sweet
sweet	<input type="text"/>	with a flavour like sugar
tasty	<input type="text"/>	thick and soft
salty	<input type="text"/>	with a good flavour/a taste you like
delicious	<input type="text"/>	with a really good flavour/a taste you love
mild	<input type="text"/>	good for your body

Submit Answers

Food adjectives and definitions 1

Share

Switch template


INTERACTIVES

- Match up
- Find the match
- Crossword
- Quiz
- Gameshow quiz
- Show all


<https://wordwall.net/resource/55544927>



You are going to **practise** speaking using the adjectives you have learned.  
 Pick up a picture of one of the Indonesian dishes from the last section.



[https://drive.google.com/drive/folders/1z9wGKMDlj\\_qVBo5X7z5qmfWR5LnXk-uo?usp=share\\_link](https://drive.google.com/drive/folders/1z9wGKMDlj_qVBo5X7z5qmfWR5LnXk-uo?usp=share_link)

Without showing your partner the picture, **use** one (or more) of the adjectives about food to **describe** it so he/she can try to **guess** which dish is in your picture. 

When your partner guesses the right dish, you can **swap** roles and **practise** using more adjectives to **talk** about other dishes. 

## Extra practice

You are going to **do** another internet quest.



**Choose** 3 dishes from English-speaking countries that you want to **know** more about.



[https://drive.google.com/drive/folders/1A-vJlC7\\_9AHvM60e4U9y37QkjDAH2nXf?usp=share\\_link](https://drive.google.com/drive/folders/1A-vJlC7_9AHvM60e4U9y37QkjDAH2nXf?usp=share_link)

Use your smartphone or another device to **find** information about how each dish tastes.



When you finish, **write** one sentence with the name of the dish.

**Write** another sentence about where it's popular.

**Write** one more sentence using food adjectives to **describe** how it tastes.

\*tasty \*spicy \*sweet \*delicious \*salty \*mild \*healthy \*savoury \*sour \*creamy

**Do** the same for your other 2 dishes.

Now, **hold** up a picture of each dish and **tell** your partner what you can remember

about it. 



## New words

Look at the pictures. 

Can you **say** the things you can **see** in English?



[https://docs.google.com/document/d/1mnuQsLvo7XCLQKlp7JIDkOdloqfgymlc/edit?usp=share\\_link&ouid=100017399300866052772&rtfpof=true&sd=true](https://docs.google.com/document/d/1mnuQsLvo7XCLQKlp7JIDkOdloqfgymlc/edit?usp=share_link&ouid=100017399300866052772&rtfpof=true&sd=true)

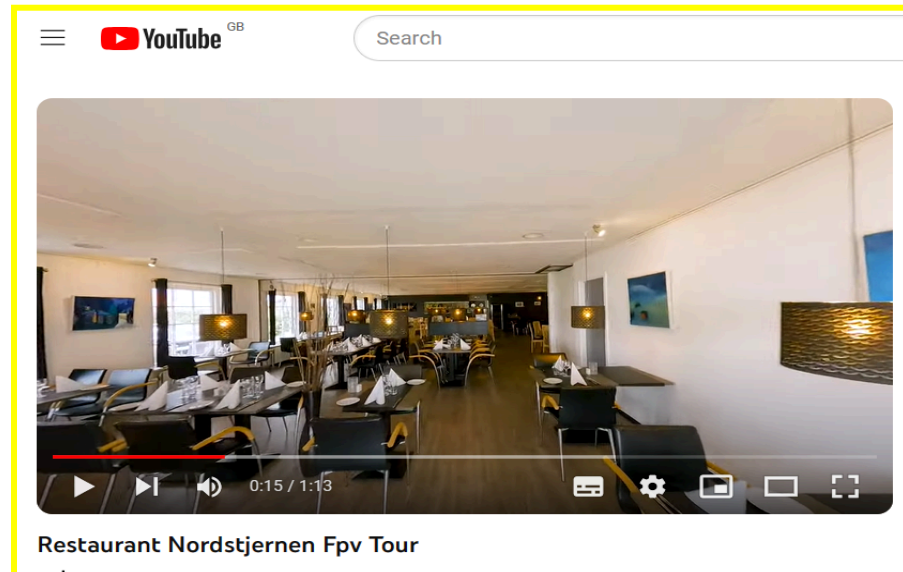
[https://drive.google.com/drive/folders/1J1tCYU6ZlbwPgQ7n78xO0Nlwf847oygh?usp=share\\_link](https://drive.google.com/drive/folders/1J1tCYU6ZlbwPgQ7n78xO0Nlwf847oygh?usp=share_link)

**Listen**, then **practise** saying them with your partner. 

Can you **remember** the words about what you can see in a restaurant?



Watch the video and use these words to **write** down what you can see.



<https://www.youtube.com/watch?v=NxHDq3gLHHs>

**Watch** the video again and **tell** your partner what you can **see**.



What type of food do you think you can **eat** in this restaurant?

Can you **remember** all the new words you learned about restaurants?



Look at the 10 sentences and questions.



### Restaurant vocabulary practice

Read the questions and sentences below and use the pictures to complete them.

Who says each sentence/question? Is it a waiter, or a customer?

Write **W** at the end for **waiter**, or **C** at the end for **customer**.

*e.g.*



Sorry, could I have a \_\_\_\_\_ **knife**, please?  **C** (customer)



1. Excuse me, could you bring me a \_\_\_\_\_, please?



2. Could we get some \_\_\_\_\_, please?



3. I'll just get you some \_\_\_\_\_ .



4. Would you like a \_\_\_\_\_ of water?



5. Could I get a \_\_\_\_\_ of coke, please?



6. I need another \_\_\_\_\_, please.



7. Could we have a \_\_\_\_\_ for two, please?




8. I'll bring some extra \_\_\_\_\_ .



9. Could we get an extra \_\_\_\_\_ to share this, please?



10. It's a popular dish from this region, which is served in a  \_\_\_\_\_.

[https://docs.google.com/document/d/1ZOOQuir92y25AvgoGbFd8r\\_6dcOwHDj\\_/edit?usp=share\\_link&oid=100017399300866052772&rtpof=true&sd=true](https://docs.google.com/document/d/1ZOOQuir92y25AvgoGbFd8r_6dcOwHDj_/edit?usp=share_link&oid=100017399300866052772&rtpof=true&sd=true)

Use the pictures to **write** down the right word for each sentence/question.

**Check** your answers with your partner.

Now work with your partner to **decide** who says each sentence/question - is it a waiter or a customer?

Write **W** for waiter, or **C** for customer.

# Say it!

Listen to the words.



How many syllables are there?

Which one is stressed?

What's the vowel sound?

**Syllable stress ('), number (-) and vowel sound /-/:**

**Vocabulary**

knife (1) /aɪ/

fork (1) /ɔː/

spoon (1) /uː/

'bo.ttle (2) /ɒ/
'nap.kins (2) /æ/
plate (1) /eɪ/
bowl (1) /əʊ/
glass (1) /æ/ *
'cut.le.ry (3) /ʌ/
'ta.ble (2) /eɪ/
chairs (1) /eə/ *

[https://docs.google.com/document/d/1levld\\_bI34ax9mZxOZAikNvWfL9dyOMY/edit?usp=sharing&oid=100017399300866052772&rtpof=true&sd=true](https://docs.google.com/document/d/1levld_bI34ax9mZxOZAikNvWfL9dyOMY/edit?usp=sharing&oid=100017399300866052772&rtpof=true&sd=true)

[https://drive.google.com/drive/folders/1DxTpwwNfHVkTt39P1UVrtUDw1KKjiXVM?usp=share\\_link](https://drive.google.com/drive/folders/1DxTpwwNfHVkTt39P1UVrtUDw1KKjiXVM?usp=share_link)

Practise saying the vowel sounds and the words with your partner.



[Listen](#) to the sentences and questions.



Can you **hear** how the words are linked together?

### Restaurant vocabulary practice

Read the questions and sentences below and use the pictures to complete them.

Who says each sentence/question? Is it a waiter, or a customer?

Write **W** at the end for **waiter**, or **C** at the end for **customer**.

*e.g.*



Sorry, could I have a \_\_\_\_\_ **knife**, please?  **C** (customer)



1. Excuse me, could you bring me a \_\_\_\_\_, please?



2. Could we get some \_\_\_\_\_, please?



3. I'll just get you some \_\_\_\_\_ .



4. Would you like a \_\_\_\_\_ of water?



5. Could I get a \_\_\_\_\_ of coke, please?



6. I need another \_\_\_\_\_ , please.




7. Could we have a \_\_\_\_\_ for two, please?



8. I'll bring some extra \_\_\_\_\_ .



9. Could we get an extra \_\_\_\_\_ to share this, please?

10. It's a popular dish from this region, which is served in a  \_\_\_\_\_.

[https://docs.google.com/document/d/1ZQOQuir92v25AvqoGbFd8r\\_6dcOwHDj\\_/edit?usp=share\\_link&oid=100017399300866052772&rtoof=true&sd=true](https://docs.google.com/document/d/1ZQOQuir92v25AvqoGbFd8r_6dcOwHDj_/edit?usp=share_link&oid=100017399300866052772&rtoof=true&sd=true)

[https://drive.google.com/drive/folders/1a4zziGr1vDMfH9hTlkrnr4c2fqQg0MUB?usp=share\\_link](https://drive.google.com/drive/folders/1a4zziGr1vDMfH9hTlkrnr4c2fqQg0MUB?usp=share_link)

**Practise** saying them slowly with your partner.



**Listen** again, then **practise** saying them together faster.

Can you **remember** how to pronounce all of the words you've learned?



Can you **remember** how to say the sentences and questions?



[docs.google.com/document/d/1mnuQsLvaZXCLQKlp7J1DkOdloafvmtc/edit?usp=share\\_link&oid=100017399300866052772&rtopof=true&sd=true](https://docs.google.com/document/d/1mnuQsLvaZXCLQKlp7J1DkOdloafvmtc/edit?usp=share_link&oid=100017399300866052772&rtopof=true&sd=true)

Make 2 teams and **play** the *Telephone* game to help you remember.

## Let's practise!

Read the questions and sentences for customers and waiters again.



Try to **remember** the right word for each picture and **tell** your partner.



### Restaurant questions and answers

Read the questions and sentences for customers and waiters again. Try to remember the right word for each picture.

Look at the answers in the box.

Try to guess which answer is best for each sentence/question.

Now listen and check your answers.



Of course.	Yes, please.	Sure. How many glasses would you like with that?
Great, thanks.	Certainly. Would you like to sit inside or outside?	Sure, I'll just get you an extra one.
Thank you.	That sounds good. I'll try that, please.	<del>Of course. One moment.</del>
Certainly. I'll just get you some.	Of course, I'll just get you another one.	

e.g.



Sorry, could I have a            **knife**, please?  **Of course. One moment.**



1. Excuse me, could you bring me a           , please?  \_\_\_\_\_



2. Could we get some           , please?  \_\_\_\_\_



3. I'll just get you some           .  \_\_\_\_\_



4. Would you like a \_\_\_\_\_ of water?  \_\_\_\_\_



5. Could I get a \_\_\_\_\_ of coke, please?  \_\_\_\_\_



6. I need another \_\_\_\_\_, please.  \_\_\_\_\_



7. Could we have a \_\_\_\_\_ for two, please?  \_\_\_\_\_



8. I'll bring some extra \_\_\_\_\_.  \_\_\_\_\_



9. Could we get an extra \_\_\_\_\_ to share this, please?  \_\_\_\_\_

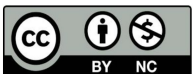


10. It's a popular dish from this region, which is served in a \_\_\_\_\_.

\_\_\_\_\_

[https://docs.google.com/document/d/1mdqVl6GVhZtDJ747OBRqZAR3ChhGcvfn/edit?usp=share\\_link&oid=100017399300866052772&rtpof=true&sd=true](https://docs.google.com/document/d/1mdqVl6GVhZtDJ747OBRqZAR3ChhGcvfn/edit?usp=share_link&oid=100017399300866052772&rtpof=true&sd=true)

[https://drive.google.com/drive/folders/1JUBB-h6z14G0umalGm4prsZ\\_16vp8P9t?usp=share\\_link](https://drive.google.com/drive/folders/1JUBB-h6z14G0umalGm4prsZ_16vp8P9t?usp=share_link)



Look at the answers in the box. 

Try to **guess** which answer is best for each sentence/question.

**Check** with your partner.

Now listen and **check** your answers. 

**Listen** again and **practise** saying the questions and answers you hear.

Now **practise** asking and answering the questions with your partner. 

Can you **remember** all the questions and answers for the restaurant?



Wordwall Create better lessons quicker Home Features Price Plans Log In Sign Up

0:09 ❤️❤️❤️ ✓ 0

Of course.

It's a popular dish from this region, which is served in a bowl. Excuse me. Could you bring me a spoon, please? Could we get an extra plate to share this, please? Could we have a table for two, please? Could I get a bottle of coke, please?

I'll bring some extra chairs. Could we get some napkins, please? I'll just get you some cutlery. Would you like a glass of water? I need another fork, please.

Restaurant questions and answers 1 Share

Switch template

INTERACTIVES

- Find the match
- Match up
- Quiz
- Gameshow quiz

Show all

<https://wordwall.net/resource/56712875>

**Play** the game and try to match questions, answers and sentences.



**Practise** saying the words you hear.

## Grammar help



Look at the questions a customer or a waiter might ask in a restaurant.



Which word do you think you need for each gap?

Ask your partner what he/she thinks.



**Fill in the gaps with the correct form of the verb (A, B or C):**

1. Could you \_\_\_\_\_ me a fork, please?  
**A) giving B) give C) gave**
2. Would you \_\_\_\_\_ still or sparkling water?  
**A) preferred B) preferring C) prefer**
3. Could we \_\_\_\_\_ another bottle of coke, please?  
**A) have B) had C) having**
4. Could I \_\_\_\_\_ some more napkins, please?  
**A) getting B) got C) get**

5. Would you \_\_\_\_\_ to sit inside or outside?  
**A) liking B) liking C) like**
6. Could we \_\_\_\_\_ to a different table, please?  
**A) move B) moved C) moving**
7. Could you \_\_\_\_\_ me something spicy?  
**A) recommended B) recommending C) recommend**
8. Could I \_\_\_\_\_ the menu again, please?  
**A) saw B) see C) seeing**

[https://docs.google.com/document/d/1i0JAEq3C9ao0qTcYmz3m5dB13D9aK8X/edit?usp=share\\_link&oid=100017399300866052772&rtopof=true&sd=true](https://docs.google.com/document/d/1i0JAEq3C9ao0qTcYmz3m5dB13D9aK8X/edit?usp=share_link&oid=100017399300866052772&rtopof=true&sd=true)

<https://englishstudypage.com/grammar/yes-no-questions-with-modal-verbs/#~:text=If%20the%20sentence%20has%20a%20Subject%20%2B%20Main%20Verb%20%2B%20F2%80%A6&text=I%20may%20visit%20you%20tomorrow.May%20I%20visit%20you%20tomorrow%3F>

Go to the webpage and **read** the information.



https://englishstudypage.com/grammar/yes-no-questions-with-modal-verbs/#:~:text=If%20the%20sentenc... A

# YES / NO QUESTIONS

## WITH « MODAL VERBS »

### MODAL VERBS

Can	Will	May	Must
Could	Would	Might	Have to
Should	Ought to	Shall	Had better

### RULE FOR MAKING QUESTION:

When we are making a yes/no questions, we **put the modal verb at the beginning of a sentence.**

**EXAMPLE:**

● Sentence: I may visit you tomorrow.

● Question Sentence: May I visit you tomorrow?

**SHORT - LONG ANSWER FORMS:**

Now **fill in** the gaps with the right form of the verb.

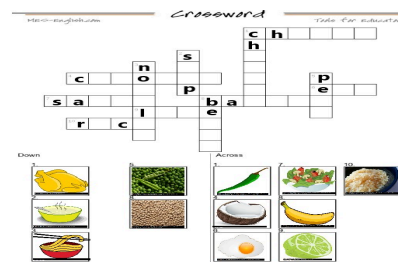


Can you **remember** all the words, questions and answers about restaurants?

Can you **remember** how to say them?



\*tasty \*spicy \*sweet \*delicious \*salty \*mild \*healthy \*savoury \*sour \*creamy



Make 2 teams and **play** the *Hot Seat* game to help you **practise** and **remember**.



## New words 2

Look at the questions. 

Can you **guess** which word goes in each gap?

Tell your partner your ideas. 

**Listen and fill in the gaps to complete the questions.**

**Would a customer or a waiter ask the question? Write *W* for waiter or *C* customer:**

*e.g.*

1. Do you **have** any allergies? → **W**
2. Do you have any vegetarian \_\_\_\_\_ ?
3. \_\_\_\_\_ there any vegan options?
4. \_\_\_\_\_ there anything gluten-free?

5. Can I help you with the \_\_\_\_\_ ?
6. \_\_\_\_\_ you like to see the dessert menu?
7. Could we \_\_\_\_\_ the drinks menu, please?
8. Is everything \_\_\_\_\_ with your meal?
9. \_\_\_\_\_ I get you anything else?
10. How was your \_\_\_\_\_ ?
11. \_\_\_\_\_ we get the bill, please?
12. What kind of \_\_\_\_\_ is typical around here?
13. Could you \_\_\_\_\_ a local dish?
14. \_\_\_\_\_ does it taste like?
15. \_\_\_\_\_ you ready to order?

[https://docs.google.com/document/d/14oNvrqQvkXGAoLB7kMXsBbzlkwam1QMt/edit?usp=share\\_link&oid=100017399300866052772&rtopof=true&sd=true](https://docs.google.com/document/d/14oNvrqQvkXGAoLB7kMXsBbzlkwam1QMt/edit?usp=share_link&oid=100017399300866052772&rtopof=true&sd=true)

[https://drive.google.com/drive/folders/1K0uV-tTOZWO06G5ZE1fNw24v7u6CS0R?usp=share\\_link](https://drive.google.com/drive/folders/1K0uV-tTOZWO06G5ZE1fNw24v7u6CS0R?usp=share_link)

Now listen and **write** down the words you hear to fill in the gaps.



**Write** down if you think a **waiter** or a **customer** would ask each question.



Check with your partner.

**Listen** again to check your answers, then **practise** saying the questions with your

partner.



Can you **remember** how to make the new questions about food and restaurants?



Wordwall Create better lessons quicker

Home Features Price Plans Log In Sign Up

0:03

Hit moles that are:  
**Correct**

How was your meal?  
Is there any vegan options?  
What does it taste like?  
How was your cutlery?

Switch template

INTERACTIVES

- Whack-a-mole
- Group sort
- Anagram
- Gameshow quiz
- Open the box
- Show all

More food and restaurant questions - 2

Share

<https://wordwall.net/resource/56716863>

Play the game and try to hit the questions which are right.



**Don't** hit the questions which are wrong!

Look at the box and the answers to the questions.



Choose the right word to complete each answer.

**Food and restaurants - more questions and answers**

do	fine	minutes	don't	Great	is	please	Certainly	have
isn't	would	bill	are	it's	thanks	could	delicious	
aren't	course	popular	was	sorry	allergic	problem	recommend	

Choose the right word from the box to fill in the gap in each answer:

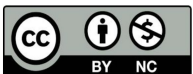
1. Do you have any allergies? → Yes, I'm \_\_\_\_\_ to (dairy products/nuts/gluten). / No, I \_\_\_\_\_.
2. Do you have any vegetarian dishes? → Yes, we \_\_\_\_\_. I'll show you. / I'm \_\_\_\_\_, I'm afraid we don't.
3. Are there any vegan options? → Yes, there \_\_\_\_\_. I'll show you. / I'm sorry, I'm afraid there \_\_\_\_\_.
4. Is there anything gluten-free? → Yes, there \_\_\_\_\_. I'll show you. / I'm sorry, I'm afraid there \_\_\_\_\_.
5. Can I help you with the menu? → Yes, \_\_\_\_\_. / No, \_\_\_\_\_.

- |     |   |   |  |
|-----|---|---|--|
| 6.  | Would you like to see the dessert menu?   | → | Yes, we _____. / No. We're _____, thanks.                                      |
| 7.  | Could we see the drinks menu, please?     | → | Of _____. Here you are.  |
| 8.  | Is everything ok with your meal?          | → | Yes. _____, thanks. / Actually, no. There's a _____ with ...                   |
| 9.  | Can I get you anything else?              | → | Yes, _____ we get...? / No. Just the _____, please.                            |
| 10. | How was your meal?                        | → | It was _____, thanks. / Actually, there _____ a problem with ...               |
| 11. | Could we get the bill, please?            | → | _____. Here you are.   |
| 12. | What kind of food is typical around here? | → | Well, the most _____ dishes in this region are ...                             |
| 13. | Could you recommend a local dish?         | → | Sure. I'd _____ the (pisang goreng) because it's (sweet and delicious).        |
| 14. | What does it taste like?                  | → | Well, _____ (spicy/mild/salty/creamy).   |
| 15. | Are you ready to order?                   | → | Yes, I'll _____ the (gado-gado), please. / No, could we have a few more _____? |

[https://docs.google.com/document/d/12W01iE0sWGZfeWpdLALCpxXTv5IM6ydz/edit?usp=share\\_link&oid=100017399300866052772&rtpof=true&sd=true](https://docs.google.com/document/d/12W01iE0sWGZfeWpdLALCpxXTv5IM6ydz/edit?usp=share_link&oid=100017399300866052772&rtpof=true&sd=true)

[https://drive.google.com/drive/folders/130YjS10W8Ob\\_U8xpU5tMXdzDrBWEjzqw?usp=share\\_link](https://drive.google.com/drive/folders/130YjS10W8Ob_U8xpU5tMXdzDrBWEjzqw?usp=share_link)

Check with your partner.



## Grammar help



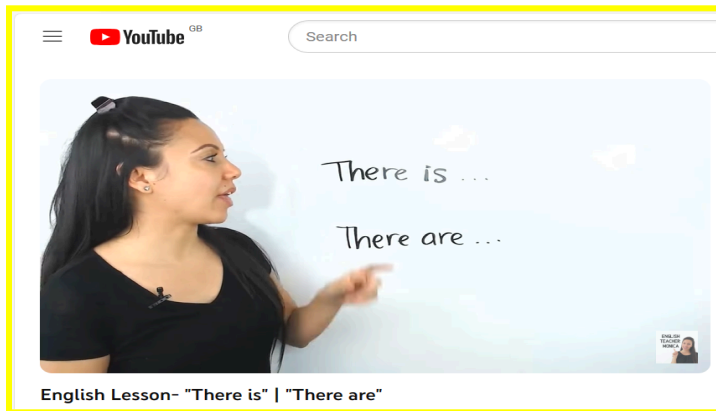
We can use **there** with the verb **be** to talk about things we have or don't have somewhere.

We can use **there + be** in positive (+) sentences, negative (-) sentences and questions (?).

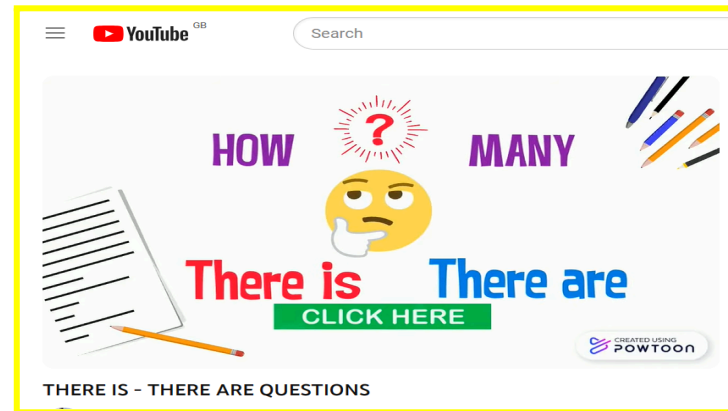
We use **is** for **singular** nouns.

We use **are** for **plural** nouns.

Watch the videos and **think** about when we use **is**, **are**, **isn't** and **aren't**.



<https://www.youtube.com/watch?v=u-qnMXiEnvA>



<https://www.youtube.com/watch?v=AqgJZavt3b8>

Now **write** the right word for each gap.

**Check** with your partner.

### How we use 'there + be'

1. We can use **there** with the verb **be** to talk about things that we have or don't have somewhere. We can use **there + be** in positive (+) sentences, negative (-) sentences and questions (?).

We use **is** for singular nouns.

We use **are** for plural nouns.

Watch the video and think about when we use **is**, **are**, **isn't** and **aren't**.

Now write the right word for each gap:

+	-	?
There ____ a table	There ____ a table	____ there a table?
There ____ tables	There ____ any tables	____ there any tables?



--	--	--

2. Watch the video again and think about how we make **short answers** for questions with **be + there...?**.

Now write the right word for each gap:

+	-
Is there ...? → Yes, there ____.	Is there ...? → No, there ____.
Are there ...? Yes, there ____.	Are there ...? No, there ____.

<https://docs.google.com/document/d/1SHWCKuOBeYsAfhJxChLpqqaeBt5V2v/edit?usp=sharing&oid=100017399300866052772&rtpof=true&sd=true>

**Watch** the videos again and **think** about how we make **short answers** for questions with **be + there...?** 

Now **write** the right word for each gap.

**Check** with your partner.

Can you **remember** the questions/answers about food?



**Listen** to each question and answer and **say** it again.



**Practise** saying it with your partner.

### Food and restaurants - more questions and answers

do	fine	minutes	don't	Great	is	please	Certainly	have
isn't	would	bill	are	it's	thanks	could	delicious	
aren't	course	popular	was	sorry	allergic	problem	recommend	

Choose the right word from the box to fill in the gap in each answer:

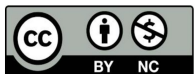
1. Do you have any allergies? → Yes, I'm \_\_\_\_\_ to (dairy products/nuts/gluten). / No, I \_\_\_\_\_.
2. Do you have any vegetarian dishes? → Yes, we \_\_\_\_\_. I'll show you. / I'm \_\_\_\_\_, I'm afraid we don't.
3. Are there any vegan options? → Yes, there \_\_\_\_\_. I'll show you. / I'm sorry, I'm afraid there \_\_\_\_\_.

- |     |   |    |  |
|-----|---|----|--|
| 4.  | Is there anything gluten-free?            | →  | Yes, there _____. I'll show you. / I'm sorry, I'm afraid there _____.          |
| 5.  | Can I help you with the menu?             | →. | Yes, _____. / No, _____.   |
| 6.  | Would you like to see the dessert menu?   | →  | Yes, we _____. / No. We're _____, thanks.                                      |
| 7.  | Could we see the drinks menu, please?     | →  | Of _____. Here you are.  |
| 8.  | Is everything ok with your meal?          | →  | Yes. _____, thanks. / Actually, no. There's a _____ with ...                   |
| 9.  | Can I get you anything else?              | →  | Yes, _____ we get...? / No. Just the _____, please.                            |
| 10. | How was your meal?                        | →  | It was _____, thanks. / Actually, there _____ a problem with ...               |
| 11. | Could we get the bill, please?            | →  | _____. Here you are.   |
| 12. | What kind of food is typical around here? | →  | Well, the most _____ dishes in this region are ...                             |
| 13. | Could you recommend a local dish?         | →  | Sure. I'd _____ the (pisang goreng) because it's (sweet and delicious).        |
| 14. | What does it taste like?                  | →  | Well, _____ (spicy/mild/salty/creamy).   |
| 15. | Are you ready to order?                   | →  | Yes, I'll _____ the (gado-gado), please. / No, could we have a few more _____? |

[https://docs.google.com/document/d/12WaliE0sWGZfeWpdLALCpxXTv5IM6vdz/edit?usp=share\\_link&oid=100017399300866052772&rtopof=true&sd=true](https://docs.google.com/document/d/12WaliE0sWGZfeWpdLALCpxXTv5IM6vdz/edit?usp=share_link&oid=100017399300866052772&rtopof=true&sd=true)

[https://drive.google.com/drive/folders/130YiS10W8Ob\\_U8xpU5tMXdzDrBWEjzaw?usp=share\\_link](https://drive.google.com/drive/folders/130YiS10W8Ob_U8xpU5tMXdzDrBWEjzaw?usp=share_link)

Now **practise** saying all the questions and answers with your partner.



# Let's practise again!

Find a partner.

**Imagine** one of you is an English-speaking tourist visiting a restaurant in your area, and one of you is a waiter in the restaurant.

## Tourist Card 1

- Say **Hi** to the waiter.
- Ask:
  - for a **table for four (outside)**
  - for a **bottle of water**
  - for an **extra fork**
  - the waiter to **recommend a local dish**
  - what one of the dishes on the menu **tastes like**
- Order a **main course** and a **dessert** when the waiter asks you
- Say **yes** when the waiter asks if everything is ok with your meal

### Waiter Card 1

- Say **Hello** to the customer.
- Answer all the customer's **questions**
- Tell the customer you'll **bring some extra chairs**
- Ask the customer if he/she is **ready to order**
- Ask the customer if everything is ok with his/her meal

### Tourist Card 2

- Say **Hi** to the waiter.
- Answer the waiter's question
- Ask:
  - for **a table for two (inside)**
  - for **some napkins**
  - for **some cutlery**
  - the waiter **what food is** typical in this area
  - what one of the dishes on the menu **tastes like**
- Order **a main course, a dessert and a drink** when the waiter asks you
- Say **no** when the waiter asks if everything is ok with your meal, and say what the **problem** is

### Waiter Card 2

- Say **Hello** to the customer.
- Ask the customer if he/she has any **allergies**
- Answer all the customer's **questions**
- Tell the customer you'll **bring some extra napkins**
- Tell the customer you'll **bring some extra cutlery**
- Ask the customer if he/she is **ready to order**
- Ask the customer if **everything is ok** with his/her meal

### Tourist Card 3

- Say **Hi** to the waiter.
- Ask:
  - for a **table for one (outside)**
  - about **vegetarian dishes**
  - if there is anything **gluten-free**
  - the waiter to **recommend a mild dish**
- Order a **main course, a dessert** and a **drink** when the waiter asks you
- Say **no** when the waiter asks if he/she can get you anything else, and ask for **the bi**

### Waiter Card 3

- Say **Hello** to the customer.
- Answer all the customer's **questions**
  - say **yes** about vegetarian dishes
  - say **no** about gluten-free dishes

Ask the customer if he/she is **ready to order**

Ask the customer if you can get him/her **anything else**

### Tourist Card 4

- Say **Hi** to the waiter.
- Ask:
  - for a **table for six (outside)**
  - for a **bottle of water**
  - about **vegan options**
  - for an **extra plate**
  - the waiter to **recommend a local dish**
  - what one of the dishes on the menu **tastes like**
- Order a **main course** and a **dessert** when the waiter asks you
- Say **yes** when the waiter asks if everything was ok with your meal

#### Waiter Card 4

- Say **Hello** to the customer.
- Answer all the customer's **questions**
  - ask if he/she would **prefer still or sparkling water**
  - say **yes** about vegan options

Tell the customer you'll **bring some extra chairs**

Ask the customer if he/she is **ready to order**

Ask the customer if **everything was ok** with his/her meal

[https://docs.google.com/document/d/1OBkHEbq1HKn\\_4u2sYV/thid-l8C7XCJO8/edit?usp=sharing&oid=100017399300866052772&rtouof=true&sd=true](https://docs.google.com/document/d/1OBkHEbq1HKn_4u2sYV/thid-l8C7XCJO8/edit?usp=sharing&oid=100017399300866052772&rtouof=true&sd=true)

Tourist: **Pick** a Tourist Card and **read** the information on it. Don't show your partner!

Waiter: **Pick up** the Waiter Card with the same number as your partner and **read** the information on it. Don't show your partner!




If you have the Tourist Card, you need to **ask** your partner about the things on your card and **answer** his/her questions. 

If you have the Waiter Card, you need to **ask** your partner about the things on your card and **answer** his/her questions. 



Use the menu to help you **ask** and **answer** your partner's questions.

## DELICIOUS FOOD MENU

**MAIN COURSES**

Nasi goreng	Rp. 30k
Ayam rica-rica	Rp. 40k
Coto makassar	Rp. 55k

**DESSERTS**

Es pisang ijo	Rp. 20k
Kolak	Rp. 25k
Pisang goreng	Rp. 15k

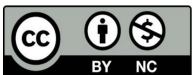
**DRINKS**

Still water	Rp. 5k
Sparkling water	Rp. 10k
Orange juice	Rp. 15k
Tea	Rp. 5k

[https://drive.google.com/file/d/1nztAzZDEkVFGP\\_04KPF3RzOlBJLfhc1A/view?usp=share\\_link](https://drive.google.com/file/d/1nztAzZDEkVFGP_04KPF3RzOlBJLfhc1A/view?usp=share_link)

Try to **remember** all of the language from this unit and use as much as you can when you **talk** to your partner.

When you finish, **swap** roles with your partner and **pick up** new cards.



## Let's learn more!

Read or [listen](#) to the text.



Check any words you don't know with your smartphone, or ask your partner.

Are sentences 1-5 **True** or **False**?

### Indonesian food for tourists

**Read the text and answer the questions below:**

Indonesia has many different types of delicious dishes that tourists love to try. There are dishes which are spicy, sweet, creamy, or mild, so there is something that everyone will enjoy.

Tourists from English-speaking countries often need special types of food for their health or because of what they prefer eating. It is useful for waiters and other staff who work in restaurants and hotels, or who sell food, to know words like gluten-free, vegetarian, vegan and allergies. Customers often ask about these things before they order from the menu.

A good dish to recommend to tourists who want vegan or vegetarian food is Gado-Gado. This is a very good option because it is a salad with vegetables, tofu, tempeh, and a peanut sauce. For tourists who want something spicy, waiters could recommend Ayam Rica-Rica, which is a chicken dish with chilli, ginger and spices.

Indonesia is also famous for its desserts. Kolak is a traditional dessert which tourists usually love because it is made of tasty fruit cooked in coconut milk and palm sugar syrup. It is sweet and creamy, so it is a very good dish for tourists to eat at the end of their meal, before they ask for the bill.

**Are these sentences true or false? Circle the right word:**

1. Indonesia has many different types of food that tourists don't like eating. (True/False)
2. It is good for waiters and staff in restaurants to know words like gluten-free and vegetarian because customers often ask about them. (True/False)
3. Gado-Gado is a recommended dish for tourists who prefer eating meat. (True/False)
4. Ayam Rica-Rica is a chicken dish that is very mild. (True/False)
5. Kolak is a sweet Indonesian dish made with coconut milk and fruit. (True/False)

**Fill in the gaps with words from the text to answer these questions:**

6. Indonesia has a lot of different kinds of \_\_\_\_\_ food that tourists love eating.

7. Customers from English-speaking countries often want to have \_\_\_\_\_ kinds of food.
8. \_\_\_\_\_ is a good dish to suggest for customers who don't like eating meat.
9. Ayam Rica-Rica is made with chicken and also has \_\_\_\_\_, ginger and spices.
10. Kolak is a good dish for customers to eat when they finish their meal, before they ask for \_\_\_\_\_.

[https://docs.google.com/document/d/1MLq5vsdmbyKIRwe\\_PsZ\\_QmTZBoPhUWKp/edit?usp=sharing&oid=100017399300866052772&rtpof=true&sd=true](https://docs.google.com/document/d/1MLq5vsdmbyKIRwe_PsZ_QmTZBoPhUWKp/edit?usp=sharing&oid=100017399300866052772&rtpof=true&sd=true)

[https://drive.google.com/file/d/1MoFLZ2Bq6hRfRvrZH8UQVWO-HqAMWv/view?usp=share\\_link](https://drive.google.com/file/d/1MoFLZ2Bq6hRfRvrZH8UQVWO-HqAMWv/view?usp=share_link)

Check with your partner.

Now **read** or **listen** to the text again.



Can you **remember** the new words?



Fill in the gaps to **answer** questions 6-10.

Check with your partner.

## Quiz time!

Think about all the new things you can **remember** from this unit.



Now try to **answer** all the questions in the review quiz to **test** your memory!

### Review quiz

*Fill in the gaps to complete the adjectives about food:*

1. Ayam rica-rica is s\_\_ \_y.
2. Pisang goren is s\_\_ \_t.
3. Indonesian food is de\_\_\_\_\_s
4. Gado-gado is m\_\_ \_d.
5. Kolak is c\_\_ \_ \_y.
6. I think pizza is t\_\_ \_y.

Choose **is, are, isn't or aren't** to fill in the gaps:

1. \_\_\_\_ there a table for two outside? → Yes, there \_\_\_\_.
2. \_\_\_\_ there any napkins? → No, I'm sorry, I'm afraid there \_\_\_\_.
3. There \_\_\_\_ two spicy dishes I can recommend.
4. \_\_\_\_ there any vegan options? → Yes, there \_\_\_\_ . I'll just show you.
5. There \_\_\_\_ a sweet dish called Es pisang ijo, which \_\_\_\_ served in a bowl.
6. \_\_\_\_ there anything gluten-free? → No. I'm sorry, I'm afraid there \_\_\_\_.

Write the best **verb** to complete the questions:

1. Would you \_\_\_\_\_ a table inside or outside?
2. Could you \_\_\_\_\_ me some cutlery, please?
3. Can I \_\_\_\_\_ you anything else?
4. Could we \_\_\_\_\_ the drinks menu, please?
5. Would you \_\_\_\_\_ still or sparkling water?
6. Could you \_\_\_\_\_ a local dish?

**Draw a line to match the word to the right definition:**

<u>Word</u>	<u>Definition</u>
1. <b>vegetarian</b>	A. food without wheat or similar grains
2. <b>gluten-free</b>	B. food without any meat or anything from animals
3. <b>customer</b>	C. things which can make someone sick
4. <b>vegan</b>	D. food without any meat
5. <b>allergies</b>	E. a sweet dish which you eat at the end of your meal
6. <b>waiter</b>	F. someone who wants to buy something in a restaurant or a shop
7. <b>the bill</b>	G. someone who works in a restaurant and helps customers
8. <b>dessert</b>	H. paper customers gets to show how much they need to pay



Look at the pictures and **write the right words**:




1.



---



2.



---



3.

---



4. \_\_\_\_\_

\_\_\_\_\_.



5. \_\_\_\_\_

\_\_\_\_\_.



6. \_\_\_\_\_

\_\_\_\_\_.



7. \_\_\_\_\_

\_\_\_\_\_.



8.

\_\_\_\_\_

\_\_\_\_\_.



9.

\_\_\_\_\_

\_\_\_\_\_.



10.

\_\_\_\_\_

\_\_\_\_\_.



11. \_\_\_\_\_

\_\_\_\_\_.

**Fill in the gaps to complete the questions and answers:**

1. Do you \_\_\_\_\_ any allergies? → Yes, I'm \_\_\_\_\_ to (dairy products/nuts/gluten).
2. Do you have any vegetarian \_\_\_\_\_? → I'm \_\_\_\_\_, I'm afraid we don't.
3. Are \_\_\_\_\_ any vegan options? → Yes, there \_\_\_\_\_. I'll show you.
4. \_\_\_\_\_ there anything gluten-free? → Yes, there is. I'll \_\_\_\_\_ you.
5. Can I \_\_\_\_\_ you with the menu? → No, \_\_\_\_\_.
6. Would you \_\_\_\_\_ to see the dessert menu? → No. We're \_\_\_\_\_, thanks.
7. Could we \_\_\_\_\_ the drinks menu, please? → Of course. Here you \_\_\_\_\_.
8. Is everything \_\_\_\_\_ with your meal? → \_\_\_\_\_, no. There's a problem with ...
9. Can I \_\_\_\_\_ you anything else? → No. Just the \_\_\_\_\_, please.
10. How \_\_\_\_\_ your meal? → It \_\_\_\_\_ delicious, thanks.
11. \_\_\_\_\_ we get the bill, please? → \_\_\_\_\_. Here you are.
12. What \_\_\_\_\_ of food is typical around here? → Well, the most \_\_\_\_\_ dishes in this region are ...

13. Could you \_\_\_\_\_ a local dish? → Sure. I'd recommend the \_\_\_\_\_ (*write your own idea here*) because it's \_\_\_\_\_ (*write your own idea here*).

14. What does it taste \_\_\_\_\_? → \_\_\_\_\_ (spicy/mild/salty/creamy).

15. Are you \_\_\_\_\_ to order? → Yes, I'll \_\_\_\_\_ the Coto makassar, please.

[https://docs.google.com/document/d/1lvRqaqPkiOv8\\_UedXTbr9vHKh0SIFHpU/edit?usp=sharing&ouid=100017399300866052772&rtpof=true&sd=true](https://docs.google.com/document/d/1lvRqaqPkiOv8_UedXTbr9vHKh0SIFHpU/edit?usp=sharing&ouid=100017399300866052772&rtpof=true&sd=true)



### Acknowledgements and image attributions

Some text content in this unit was initially generated with the help of OpenAI's GPT-3.5 language model.

Some visual content in this unit was created using Canva.com's free image generation and editing software.

Image attributions are as follows:

- File:Coto Makassar dish.JPG by (Lofor) is licensed under CC BY-SA 4.0  
[https://commons.wikimedia.org/wiki/File:Coto\\_Makassar\\_dish.JPG](https://commons.wikimedia.org/wiki/File:Coto_Makassar_dish.JPG)
- File:Ayam Rica-rica.JPG by Gunawan Kartapranata is licensed under CC BY-SA 4.0
- By Piknikdong - Own work, CC BY-SA 4.0, <https://commons.wikimedia.org/w/index.php?curid=109272213> (Gado Gado)
- By jeff~ - Flickr: liberty dive resort, CC BY 2.0, <https://commons.wikimedia.org/w/index.php?curid=29190284> (Mie goreng)
- File:Es Pisang ljo.jpg by Fitri Penyalai is licensed under CC BY-SA 4.0
- File:Penjual pisang goreng pasar Rantepao.JPG by Midori is licensed under CC BY-SA 3.0
- File:Pies mash and peas.JPG by Goddardsies is licensed under CC BY-SA 3.0
- File:Sate padang Mak Sharil Yogyakarta.jpg by Sate padang Mak Sharil di Kota Yogyakarta by Sabjan Badio
- File:Dinner table side pine wood large table.png by Kurtkaiser is made available under the Creative Commons CC0 1.0 Universal Public Domain Dedication.
- File:Two chairs - Flickr - independentman.jpg by Red Panda Bot is licensed under the Creative Commons Attribution 2.0 Generic license.