



# Talking Tourism

A communicative, multi-skill English language course for Indonesian vocational students

## Unit 1: Big Trip!



# Contents

Warm up!	2
What do you know?	5
New words	9
Say it!	18
Let's practise!	22
New words 2	27
Let's practise again!	37
Let's learn more!	39
Quiz time!	42

# Warm up!

Here are 3 wordsearches. **Find** 6 words in each wordsearch.



**Check** with a partner when you finish.

Name: \_\_\_\_\_

**Famous places 1**

o	t	p	m	s	t	j	f	t	f	r	i
x	o	f	g	t	d	f	c	l	g	t	u
c	w	q	b	o	j	v	k	v	r	r	h
l	e	k	b	n	t	r	z	y	a	e	q
o	r	e	n	e	o	w	a	q	s	e	z
c	f	o	g	s	x	z	k	p	s	s	m
k	a	m	s	r	j	w	s	n	m	v	k
c	a	q	r	p	a	l	a	c	e	z	w

Find the following words in the puzzle.  
Words are hidden → and ↓ .

clock	stones
grass	tower
palace	trees

Created by Peartree Languages using Word Search Generator on Super Teacher Worksheets ([www.superteacherworksheets.com](http://www.superteacherworksheets.com))

Name: \_\_\_\_\_

**Famous places 2**

h	o	u	s	e	k	d	h	n	j	z	s
s	k	y	s	c	r	a	p	e	r	s	t
v	p	u	f	o	u	n	t	a	i	n	a
w	u	d	n	j	d	j	w	y	m	s	t
o	u	m	t	s	q	s	z	r	q	x	u
z	q	g	b	e	v	a	f	h	q	e	e
v	w	w	a	a	u	c	y	e	m	x	
d	a	c	l	o	u	d	s	h	s	j	w

Find the following words in the puzzle.  
Words are hidden → and ↓ .

clouds	sea
fountain	skyscrapers
house	statue

Created by Peartree Languages using Word Search Generator on Super Teacher Worksheets ([www.superteacherworksheets.com](http://www.superteacherworksheets.com))

Name: \_\_\_\_\_

**Famous places 3**

b	r	w	z	u	x	g	r	h	w	c	r
c	t	a	c	t	g	s	u	g	p	i	o
u	w	v	b	k	p	e	o	p	l	e	c
f	q	e	e	l	i	g	h	t	s	y	k
r	y	s	a	s	o	d	h	c	o	w	v
l	f	o	c	b	n	y	j	x	s	t	n
v	z	y	h	q	o	i	c	l	i	h	n
v	u	b	u	i	l	d	i	n	g	s	t

Find the following words in the puzzle.  
Words are hidden → and ↓ .

beach	people
buildings	rock
lights	waves

Created by Peartree Languages using Word Search Generator on Super Teacher Worksheets ([www.superteacherworksheets.com](http://www.superteacherworksheets.com))

[https://drive.google.com/drive/folders/1nrMX3ZaonP7xHz\\_AYuVUvqILxiiZ2PFG?usp=sharing](https://drive.google.com/drive/folders/1nrMX3ZaonP7xHz_AYuVUvqILxiiZ2PFG?usp=sharing)

Look at the 3 pictures.



What can you **see**?

Use the words from the wordsearches to **tell** your partner.



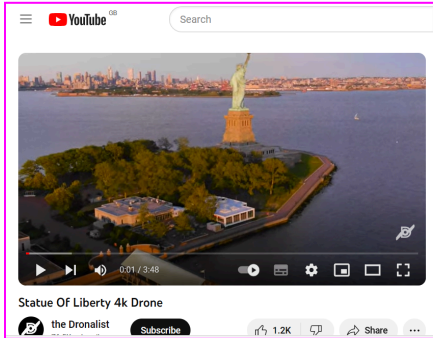
[https://drive.google.com/drive/folders/1RHoyBfonSWhbMf9YKmvXD1ZyJhfd8CrP?usp=share\\_link](https://drive.google.com/drive/folders/1RHoyBfonSWhbMf9YKmvXD1ZyJhfd8CrP?usp=share_link)

What country are the places in each picture from?



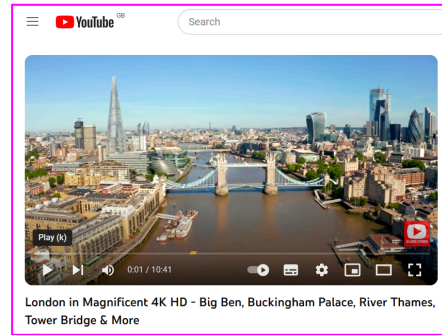
## Extra practice

Watch the videos and **write** down what you can **see**.



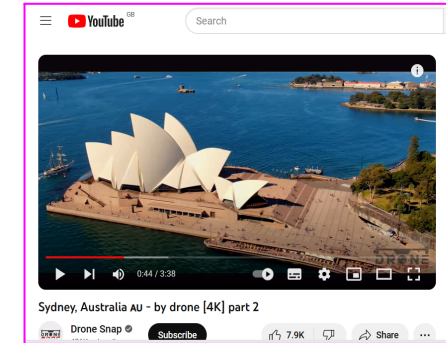
[Statue Of Liberty 4k Drone - YouTube](#)

(0:00 – 0:30)



[London in Magnificent 4K HD - Big Ben, Buckingham Palace,](#)

[River Thames, Tower Bridge & More - YouTube](#) (2:00 – 2:30)



[Sydney, Australia 🇦🇺 - by drone \[4K\]](#)

[part 2 - YouTube](#) (2:25 – 2:45)

Watch the videos again and **tell** your partner what you can **see**.

Which country can you **see** in each video?

# What do you know?

Look at the picture.



What colours can you see?

Tell your partner.



By kropekk\_pl (Unknown Year) [https://pixabay.com/get/g3e0ea241655b72d843395edf1d8fa31951799fb2c51639926c63026a83923cadf1f5259d477b7c45ad59c8538de1791a\\_1280.png](https://pixabay.com/get/g3e0ea241655b72d843395edf1d8fa31951799fb2c51639926c63026a83923cadf1f5259d477b7c45ad59c8538de1791a_1280.png)  
Free for Most Commercial Use / No Attribution Required / See <https://pixabay.com/service/license/> for what is not allowed  
Photo Attribution by PhotosForClass.com

[https://drive.google.com/file/d/1mMX3sgII8u-RANld0DvEp5A19B4SP7Zq/view?usp=share\\_link](https://drive.google.com/file/d/1mMX3sgII8u-RANld0DvEp5A19B4SP7Zq/view?usp=share_link)

What other colours do you know?

Tell your partner.



Look at the flag. 

What country is it from?



Now **look** at the other flags. 

**Work** with a partner to **match** them to the country names on the board or on the cards.



[https://drive.google.com/drive/folders/1OV0sWWgQvbJG5duMkACJm4G8ZKGRFzbG?usp=share\\_link](https://drive.google.com/drive/folders/1OV0sWWgQvbJG5duMkACJm4G8ZKGRFzbG?usp=share_link)

Can you **remember** which flag is for which country?

[Play](#) the game and try to **match** the flags to the countries.



Wordwall Create better lessons quicker Home Features Price Plans Log In Sign Up

0:03

Switch template

INTERACTIVES

Matching pairs

Match up

Find the match

Quiz

Gameshow quiz

Show all

Canada Singapore The USA Australia Malaysia New Zealand The UK South Africa The Philippines Indonesia

Submit Answers

Wordwall Create better lessons quicker Home Features Price Plans Log In Sign Up

0:13

Switch template

INTERACTIVES

Matching pairs

Match up

Find the match

Quiz

Gameshow quiz

Show all

The UK

Flags and countries 1

Share

<https://wordwall.net/resource/54696158>

## Extra practice 1

There are 4 countries in the UK.

3 of them have different flags.



[https://drive.google.com/drive/folders/1OV0sWWgOvbJG5duMkACJm4G8ZKGRFzbG?usp=share\\_link](https://drive.google.com/drive/folders/1OV0sWWgOvbJG5duMkACJm4G8ZKGRFzbG?usp=share_link)

[https://drive.google.com/drive/folders/1ibhHJgG4zHlqwavMS2mgPFihREJmm2SU?usp=share\\_link](https://drive.google.com/drive/folders/1ibhHJgG4zHlqwavMS2mgPFihREJmm2SU?usp=share_link)

Listen to the colours of each flag, then **match** them to the country names on the board or on the cards.

## Extra practice 2

Can you **remember** the colours and countries?



**Look** at a flag.

**Tell** your partner the colours to help them guess the country.



## New words

Look at the pictures. 

Can you **say** the numbers in English?



[https://docs.google.com/document/d/1n37vTi7N5MvOwN\\_Sz4rTQMwy3zZsTRMF/edit?usp=share\\_link&oid=100017399300866052772&rtpof=true&sd=true](https://docs.google.com/document/d/1n37vTi7N5MvOwN_Sz4rTQMwy3zZsTRMF/edit?usp=share_link&oid=100017399300866052772&rtpof=true&sd=true)


[https://drive.google.com/drive/folders/11zLME9aUqxNKciX-XRxyNeWzNW7IRI6N?usp=share\\_link](https://drive.google.com/drive/folders/11zLME9aUqxNKciX-XRxyNeWzNW7IRI6N?usp=share_link)


**Listen**, then **practise** saying them with your partner.


Listen to the words. 

Can you **match** them to the pictures?

Match the pictures to the words you hear:






E. 

F. [www.online-calculator.com](http://www.online-calculator.com)

G. [www.online-calculator.com](http://www.online-calculator.com)

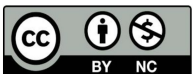
H. 

1. \_\_\_\_\_
2. \_\_\_\_\_
3. \_\_\_\_\_
4. \_\_\_\_\_
5. \_\_\_\_\_
6. \_\_\_\_\_
7. \_\_\_\_\_
8. \_\_\_\_\_

[https://docs.google.com/document/d/10UTkMgOGpz9K7EFQ41Mh9H\\_Ob8\\_flm9O/edit?usp=share\\_link&oid=100017399300866052772&rtpof=true&sd=true](https://docs.google.com/document/d/10UTkMgOGpz9K7EFQ41Mh9H_Ob8_flm9O/edit?usp=share_link&oid=100017399300866052772&rtpof=true&sd=true)

[https://drive.google.com/drive/folders/1PllE1291ynLWmzeWkOlapL-25Pk5R37Y?usp=share\\_link](https://drive.google.com/drive/folders/1PllE1291ynLWmzeWkOlapL-25Pk5R37Y?usp=share_link)

Check with your partner.



Many tourists come to Indonesia from English-speaking countries.

Look at sentences 1-5 and the countries in the box. 

**Many tourists come to Indonesia from English-speaking countries. Here are the top 10 countries that English-speaking tourists came from in 2019:**

Canada	Singapore	the USA	Australia	the UK
0.9%	1.2%	1.4%	0.8%	1.3%

**19.6%** from \_\_\_\_\_.

**6.9%** from \_\_\_\_\_.

**3.5%** from \_\_\_\_\_.

**2%** from \_\_\_\_\_.

**1.6%** from \_\_\_\_\_.

\_\_\_\_\_ from **India**.

\_\_\_\_\_ from **Malaysia**.

\_\_\_\_\_ from **New Zealand**.

\_\_\_\_\_ from **the Philippines**.

\_\_\_\_\_ from **South Africa**.

[https://docs.google.com/document/d/1rtfQwL3iy1tON00Q99u9pvqwifVNkISE/edit?usp=share\\_link&oid=100017399300866052772&rtpof=true&sd=true](https://docs.google.com/document/d/1rtfQwL3iy1tON00Q99u9pvqwifVNkISE/edit?usp=share_link&oid=100017399300866052772&rtpof=true&sd=true)

[https://drive.google.com/drive/folders/1ofKHRIK\\_xAWfD3M\\_SYc5\\_-jN1bybWbYa?usp=share\\_link](https://drive.google.com/drive/folders/1ofKHRIK_xAWfD3M_SYc5_-jN1bybWbYa?usp=share_link)

Can you **guess** which country matches each number?

**Compare** your ideas with your partner.

Now **listen** and **fill in** the gaps to complete sentences 1-10.



**Use** the countries and numbers in the box to help you.

**Check** with your partner to **find out** how many tourists came to Indonesia from each country.



Look at the table. 

Can you **remember** how to say the countries? 

Practise with your partner.

**Draw a line to match the country to the correct nationality and noun:**

<b><u>Country</u></b>	<b><u>Nationality</u></b>	<b><u>Noun</u></b>
<b>Australia</b>	British	an American
<b>Canada</b>	Indian	a New Zealander / a Kiwi (informal)
<b>New Zealand</b>	Malaysian	a Canadian
<b>Singapore</b>	South African	a Filipino / a Filipina
<b>South Africa</b>	Singaporean	a Malaysian

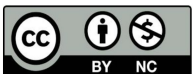
<b>The UK</b>	Australian	an Indian
<b>The USA</b>	Filipino/Filipina	an Australian / an Aussie (informal)
<b>Malaysia</b>	Kiwi	a South African
<b>India</b>	Canadian	a Brit (informal)
<b>The Philippines</b>	American	a Singaporean

[https://docs.google.com/document/d/1Xa5Fhri5bl1WR-BvEQ\\_yu58jIMoXqXAq/edit?usp=share\\_link&oid=100017399300866052772&rtpof=true&sd=true](https://docs.google.com/document/d/1Xa5Fhri5bl1WR-BvEQ_yu58jIMoXqXAq/edit?usp=share_link&oid=100017399300866052772&rtpof=true&sd=true)

Now **look** at the nationalities and nouns.

Can you **match** each country to its nationality and noun? **Draw** a line with your pen or pencil.

**Check** with your partner.



## Extra practice

Look at the table. 

Can you **remember** how to say the countries in the UK? 

Practise with your partner.

**Draw a line to match the country to the correct nationality:**

<b><u>Country</u></b>	<b><u>Nationality</u></b>
Wales	Scottish
Scotland	English
England	Northern Irish
Northern Ireland	Welsh

[https://docs.google.com/document/d/15quz0dVxH9hVVMa3wlcylx6B3SPe5ZS2/edit?usp=share\\_link&oid=100017399300866052772&rtpof=true&sd=true](https://docs.google.com/document/d/15quz0dVxH9hVVMa3wlcylx6B3SPe5ZS2/edit?usp=share_link&oid=100017399300866052772&rtpof=true&sd=true)

Now **look** at the nationalities.

Can you **match** each country to its nationality? **Draw** a line with your pen or pencil.

**Check** with your partner.

# Say it!



[Listen](#) to the words.

How many syllables are there?

Which one is stressed?

## Syllable stress (‘) and number (-):

<u>Country</u>	<u>Nationality</u>	<u>Noun</u>
Aus. <b>’tra</b> .li.a (4)	Aus. <b>’tra</b> .li.an (4)	an Aus. <b>’tra</b> .li.an (4) / an <b>‘Au</b> .ssie (informal) (2)*
<b>’Ca</b> .na.da (3)	Ca. <b>’na</b> .di.an (4)	a Ca. <b>’na</b> .di.an (4)
New. <b>’Zea</b> .land (3)	<b>‘Ki</b> .wi (2)	a New. <b>’Zea</b> .lan.der (4) / a <b>‘Ki</b> .wi (2) (informal)



Sin.ga. <b>'po</b> re (3)	Sin.ga. <b>'po</b> .re.an (5)	a Sin.ga. <b>'po</b> .re.an (5)
South. <b>'Af</b> .ri.ca (4)	South. <b>'Af</b> .ri.can (4)	a South. <b>'Af</b> .ri.can (4)
The U. <b>'K</b> (3)	<b>'Bri</b> .tish (2)	a Brit (informal) (1)
The. U.S. <b>'A</b> (4)	A. <b>'me</b> .ric.an (4)	an A. <b>'me</b> .ric.an (4)
Ma. <b>'lay</b> .sia (3)	Ma. <b>'lay</b> .sian (3)	a Ma. <b>'lay</b> .sian (3)
<b>'In</b> .di.a (3)	<b>'In</b> .di.an (3)	an <b>'In</b> .di.an (3)
The. <b>'Phi</b> .li.ppines (4)	Fi.li. <b>'pi</b> .no (4) / Fi.li. <b>'pi</b> .na (4)	a Fi.li. <b>'pi</b> .no (4) / a Fi.li. <b>'pi</b> .na (4)

[https://docs.google.com/document/d/1BqVVdm7ddWrorT7Bwglmy\\_kGQs4eo7tF/edit?usp=share\\_link&oid=100017399300866052772&rtpof=true&sd=true](https://docs.google.com/document/d/1BqVVdm7ddWrorT7Bwglmy_kGQs4eo7tF/edit?usp=share_link&oid=100017399300866052772&rtpof=true&sd=true)

[https://drive.google.com/drive/folders/1RZwgmAMWbyszGNtKyGb-2PyhFGIYczBf?usp=share\\_link](https://drive.google.com/drive/folders/1RZwgmAMWbyszGNtKyGb-2PyhFGIYczBf?usp=share_link)

Practise saying the countries, nationalities and nouns with your partner.

## Extra practice

[Listen](#) to the words. 

How many syllables are there?

Which one is stressed?

**Practise** saying the countries and nationalities in the UK with your partner.

### Syllable stress (‘) and number (-):

<b><u>Country</u></b>	<b><u>Nationality</u></b>
Wales (1)	Welsh (1)
‘ <b>Scot</b> .land (2)	‘ <b>Sco</b> .ttish (2)
‘ <b>En</b> .gland (2)	‘ <b>En</b> .glish (2)
Nor.thern ‘ <b>Ire</b> .land (4)	Nor.thern ‘ <b>I</b> .rish (4)

[https://docs.google.com/document/d/101huRj9A\\_lhpvZFhEMA-xCqkFRzoEj2f/edit?usp=share\\_link&ouid=100017399300866052772&rtpof=true&sd=true](https://docs.google.com/document/d/101huRj9A_lhpvZFhEMA-xCqkFRzoEj2f/edit?usp=share_link&ouid=100017399300866052772&rtpof=true&sd=true)

[https://drive.google.com/drive/folders/1iN\\_zQgQMz-BiczdDOgLqOWfi3AWLuJWP?usp=drive\\_link](https://drive.google.com/drive/folders/1iN_zQgQMz-BiczdDOgLqOWfi3AWLuJWP?usp=drive_link)

Can you **remember** how many syllables each country and nationality has?



Can you **remember** which syllable is stressed?



[https://drive.google.com/drive/folders/1OVOsWWgOvbJG5duMkACJm4G8ZKGRFzbG?usp=share\\_link](https://drive.google.com/drive/folders/1OVOsWWgOvbJG5duMkACJm4G8ZKGRFzbG?usp=share_link)

Make 2 teams and use the cards to **play** the *Syllable Flash* game to help you remember.

## Let's practise!

You are going to **do** an internet quest.



**Find** a partner and **choose** 5 countries each from the Top 10 list.

If you can, **use** your smartphone or another device to **find** each country on a world map.



[https://drive.google.com/file/d/1-YIG53L-ko5MIkXgbrgm3-SnxwPbBWj/view?usp=share\\_link](https://drive.google.com/file/d/1-YIG53L-ko5MIkXgbrgm3-SnxwPbBWj/view?usp=share_link)

Share your answers with your partner and **ask** him/her about his/her countries.

Now **write** the countries' names on the right part of your map. **Help** your partner **remember** how to say the words you are writing.

Can you **remember** where the 10 English-speaking countries are in the world?



Play the game and **click** the right place on the world map for each country.



[Map Quiz: English-speaking Countries \(Geography\) \(educaplay.com\)](http://educaplay.com)



## Grammar help

**Look** at the nouns about people from the Top 10 countries. 

Do you think you need **a** or **an** for each gap?

**Ask** your partner what he/she thinks.

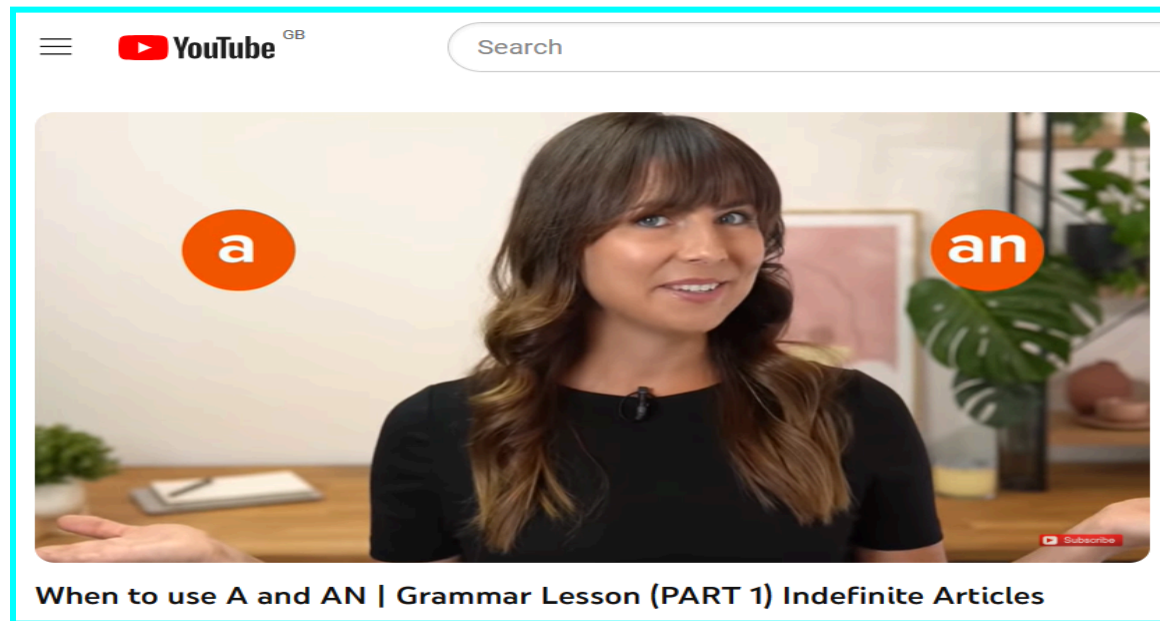
**Fill in the gaps with a or an:**

1. \_\_\_\_ Malaysian
2. \_\_\_\_ Indian
3. \_\_\_\_ Singaporean
4. \_\_\_\_ South African
5. \_\_\_\_ Australian
6. \_\_\_\_ New Zealander
7. \_\_\_\_ American
8. \_\_\_\_ Brit
9. \_\_\_\_ Filipino / \_\_\_\_ Filipina

10. \_\_\_\_ Canadian  
11. \_\_\_\_ Indonesian.

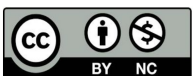
[https://docs.google.com/document/d/1d-eb-sjDYJ6AaqDiGX4nJnoiM3SGD-CZ/edit?usp=share\\_link&oid=100017399300866052772&rtpof=true&sd=true](https://docs.google.com/document/d/1d-eb-sjDYJ6AaqDiGX4nJnoiM3SGD-CZ/edit?usp=share_link&oid=100017399300866052772&rtpof=true&sd=true)

Watch the video. 



[\(10\) When to use A and AN | Grammar Lesson \(PART 1\) Indefinite Articles - YouTube](#) (1:36 - 2:30)

Now **fill in** the gaps with a or an.



Can you **remember** all the countries, nationalities and nouns?



Can you **remember** how to say them?



[https://drive.google.com/drive/folders/1OVosWWgQvbJG5duMkACJm4G8ZKGRFzbG?usp=share\\_link](https://drive.google.com/drive/folders/1OVosWWgQvbJG5duMkACJm4G8ZKGRFzbG?usp=share_link)

Make 2 teams and use the cards and words you learned to **play** the *Hot Seat* game to help you **remember**.

## New words 2

Look at the box and the questions.



Choose the right word to complete each question.

Choose the right word from the box to fill in the gap

in each question:

is    are    are    is    are    is    are    is

1. Where \_\_\_ you from?
2. Where \_\_\_ he from?
3. Where \_\_\_ she from?
4. Where \_\_\_ they from?

5. \_\_\_\_ you Australian?
6. \_\_\_\_ she Singaporean?
7. \_\_\_\_ he South African?
8. \_\_\_\_ they Indian?

[https://docs.google.com/document/d/1cATyq1AVqt17fox6oJhI5CV8JD9t1T0w/edit?usp=share\\_link&oid=100017399300866052772&rtpof=true&sd=true](https://docs.google.com/document/d/1cATyq1AVqt17fox6oJhI5CV8JD9t1T0w/edit?usp=share_link&oid=100017399300866052772&rtpof=true&sd=true)

Check with your partner.

Can you **remember** how to ask the questions about countries/nationalities?



The screenshot shows a game interface for 'Level 2' with a star rating of 10 stars. The main area features a grassy hill with several mole characters popping out of holes. Each mole has a speech bubble with a question: 'Is she British?', 'Where is they from?', 'Where are he from?', and 'Are you South African?'. A sidebar on the right lists interactive games: Whack-a-mole, Group sort, Anagram, Gameshow quiz, and Hangman. The bottom of the screen shows the title 'Country and nationality questions' and a 'Share' button.

<https://wordwall.net/resource/54953161>

**Play** the game and try to hit the questions which are right.



**Don't** hit the questions which are wrong!

Look at the box and the answers. 

Choose the right word to complete each answer.

Choose the right word from the box to fill in the gap in each answer:

She's	am	They're	is	are	I'm	not
isn't	is	are	He's	isn't	aren't	is

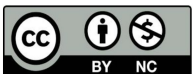
1. Where are you from? \_\_\_\_\_ from New Zealand.
2. Where is he from? \_\_\_\_\_ from Singapore.
3. Where is she from? \_\_\_\_\_ from the UK.
4. Where are they from? \_\_\_\_\_ from the Philippines.
5. Are you Australian? Yes, I \_\_\_\_\_. / No, I'm \_\_\_\_\_.
6. Is she Singaporean? Yes, she \_\_\_\_\_. / No, she \_\_\_\_\_.

7. Is he South African? Yes, he \_\_\_\_\_. / No, he \_\_\_\_\_.

8. Are they Indian? Yes, they \_\_\_\_\_. / No, they \_\_\_\_\_.

[https://docs.google.com/document/d/1Z9tezfaAoBYG-3tjuiCFv5-wzybxDgMv/edit?usp=share\\_link&oid=100017399300866052772&rtpof=true&sd=true](https://docs.google.com/document/d/1Z9tezfaAoBYG-3tjuiCFv5-wzybxDgMv/edit?usp=share_link&oid=100017399300866052772&rtpof=true&sd=true)

Check with your partner.





## Grammar help



We can use the verb **be** to make positive (+) sentences, negative (-) sentences and questions (?).

[Watch](#) the video and think about when we use **am**, **is** and **are**.



☰
 YouTube <sup>GB</sup>

Search

<u>Questions</u>	<u>be</u>	
	<u>Short answers</u>	
	✓	✗
<b>Am</b> I British?	Yes, you are.	No, you aren't.
<b>Are</b> you American?	Yes, I am.	No, I'm not.
<b>Is</b> he/she/it Chinese?	Yes, he/she/it is.	No, he/she/it isn't.
<b>Are</b> we Brazilian?	Yes, we are.	No, we aren't.
<b>Are</b> they Nigerian?	Yes, they are.	No, they aren't.

Verb to be negative, questions and short answers

[\(10\) Verb to be negative, questions and short answers - YouTube](#)

Now **write** the right word for each gap.

**Check** with your partner.

### How we use the verb 'be'

1. We can use the verb **be** to make positive (+) sentences, negative (-) sentences and questions (?).

Watch the video and think about when we use **am**, **is** and **are**.

Now write the right word for each gap:

+	-	?
I _____	I _____	(Wh-) _____ I ...?
You _____	You _____	(Wh-) _____ you ...?
He/She/It _____	He/She/It _____	(Wh-) _____ he/she/it ...?

--	--	--

2. Watch the video again and think about how we make **short answers**.

Now write the right word for each gap:

+	-
Yes, I ____.	No, I__ ____.
Yes, you ____.	No, you ____.
Yes, he/she/it ____.	No, he/she/it ____.

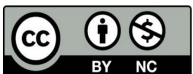
[https://docs.google.com/document/d/1k5fF9b7mAt41KFi1xsFNbvog2D70C6Ys/edit?usp=share\\_link&oid=100017399300866052772&rtpof=true&sd=true](https://docs.google.com/document/d/1k5fF9b7mAt41KFi1xsFNbvog2D70C6Ys/edit?usp=share_link&oid=100017399300866052772&rtpof=true&sd=true)

Watch the video again and **think** about how we make short answers.



Now **write** the right word for each gap.

Check with your partner.





Can you **remember** the questions/answers about where tourists come from?



**Listen** to each question and **answer** and **say** it again.

**Practise** saying it with your partner.

**Choose the right word from the box to fill in the gap in each answer:**

She's	am	They're	is	are	I'm
isn't	is	are	He's	isn't	aren't
not	is				

1. Where are you from? \_\_\_\_\_ from New Zealand.
2. Where is he from? \_\_\_\_\_ from Singapore.
3. Where is she from? \_\_\_\_\_ from the UK.

4. Where are they from? \_\_\_\_\_ from the Philippines.
5. Are you Australian? Yes, I \_\_\_\_\_. / No, I'm \_\_\_\_\_.
6. Is she Singaporean? Yes, she \_\_\_\_\_. / No, she \_\_\_\_\_.
7. Is he South African? Yes, he \_\_\_\_\_. / No, he \_\_\_\_\_.
8. Are they Indian? Yes, they \_\_\_\_\_. / No, they \_\_\_\_\_.

[https://docs.google.com/document/d/1Z9tezfaAoBYG-3tjuiCFy5-wzybxDqMv/edit?usp=share\\_link&ouid=100017399300866052772&rtpof=true&sd=true](https://docs.google.com/document/d/1Z9tezfaAoBYG-3tjuiCFy5-wzybxDqMv/edit?usp=share_link&ouid=100017399300866052772&rtpof=true&sd=true)

[https://drive.google.com/drive/folders/1HbQzzVYod-j8IBMMhosMmk5jv3\\_u0fXx?usp=share\\_link](https://drive.google.com/drive/folders/1HbQzzVYod-j8IBMMhosMmk5jv3_u0fXx?usp=share_link)

Now **practise** saying all the questions and answers with your partner.

## Let's practise again!

Find a partner and **imagine** one of you is a tourist.

If you **don't** have the flag cards, you **aren't** a tourist. If you **have** the flag cards, you're a tourist.

Ask your partner questions about his/her country/nationality.



[https://drive.google.com/drive/folders/1OV0sWWqOvbJG5duMkACJm4G8ZKGRFzbG?usp=share\\_link](https://drive.google.com/drive/folders/1OV0sWWqOvbJG5duMkACJm4G8ZKGRFzbG?usp=share_link)

Choose a card and use it to **answer** your partner's question. When you've used all the cards, **swap** roles.

## Extra practice

[Play](#) the Wordwall game again.



<https://wordwall.net/resource/54696158>

When you get a question right, **show** your partner.

Then **ask** him/her a question about the country/nationality.



If your partner asks you a question, **answer** using the flag/country they got right in the game.

## Let's learn more!

Read or [listen](#) to the text.



Check any words you don't know with your smartphone, or ask your partner.

Are sentences 1-5 **True** or **False**?

### English-speaking tourists who visit Indonesia

**Read the text and answer the questions below:**

Many people from around the world visit Indonesia every year. Sometimes, more than 16 million tourists come to Indonesia in one year. A lot of these tourists are from English-speaking countries. The highest number of English-speaking tourists usually come from Australia. The second highest number are usually British, and the third highest number usually visit from the USA.

A lot of English-speaking tourists who come to Indonesia are from countries where they speak other languages too. In India, many people also speak Hindi or one of 21 other languages! Singaporeans



often speak three or more languages, such as Mandarin Chinese, Bahasa Malaysia and Tamil. In the Philippines, people usually speak English and Tagalog, but more than 180 languages are used there!

**Are these sentences true or false? Circle the right word:**

1. A lot of people visit Indonesia every year. (True/False)
2. Sometimes, more than 30 million tourists come to Indonesia in one year. (True/False)
3. The highest number of English-speaking tourists usually come from the USA. (True/False)
4. Many English-speaking tourists who come to Indonesia aren't from countries where they speak other languages too. (True/False)
5. In the Philippines, there are only two languages. (True/False)

**Write the answer to these questions:**

6. How many tourists sometimes visit Indonesia in one year?

\_\_\_\_\_

7. Where are the highest number of English-speaking tourists usually from?

\_\_\_\_\_

8. What other language do many people in India speak, besides English?

---

9. How many languages do Singaporeans often speak?

---

10. What are the two languages people usually speak in the Philippines?

---

[https://docs.google.com/document/d/1DCJGMuMzh8dzPXFfZJQh-cHkvDCMPfVD/edit?usp=share\\_link&oid=100017399300866052772&rtpof=true&sd=true](https://docs.google.com/document/d/1DCJGMuMzh8dzPXFfZJQh-cHkvDCMPfVD/edit?usp=share_link&oid=100017399300866052772&rtpof=true&sd=true)

[https://drive.google.com/file/d/1YKyfa7-oHWZlqXAMS-ODo6CRKWWUbpoxo/view?usp=share\\_link](https://drive.google.com/file/d/1YKyfa7-oHWZlqXAMS-ODo6CRKWWUbpoxo/view?usp=share_link)

Check with your partner.

Now **read** or **listen** to the text again.



Can you **remember** the new words?



Write the answers to questions 6-10.

Check with your partner.

## Quiz time!

Think about all the new things you can **remember** from this unit.



Now try to **answer** all the questions in the review quiz to **test** your memory!

### Review quiz

Fill in the gaps to make the right sentences/questions:

1. Where \_\_\_\_ you from?
2. \_\_\_\_ he Canadian?
3. I \_\_\_\_ from the UK.
4. She \_\_\_\_ from Indonesia.
5. They \_\_\_\_ from Malaysia.
6. Where \_\_\_\_ they from?
7. \_\_\_\_ she British?
8. He \_\_\_\_ from the Philippines.

Choose **a** or **an** to fill in the gaps:

1. \_\_\_\_ American
2. \_\_\_\_ Malaysian
3. \_\_\_\_ Brit
4. \_\_\_\_ Aussie
5. \_\_\_\_ South African
6. \_\_\_\_ Indonesian
7. \_\_\_\_ Kiwi
8. \_\_\_\_ Singaporean

Write the right nationality or noun:


<b><u>Country</u></b>	<b><u>Nationality</u></b>	<b><u>Noun</u></b>
<b>Australia</b>	1. _____	an Australian / an Aussie (informal)
<b>Canada</b>	Canadian	2. ____ _____
<b>New Zealand</b>	Kiwi	3. ____ _____ _____ / a Kiwi
<b>Singapore</b>	4. _____	a Singaporean


<b>South Africa</b>	South African	5. _____
<b>United Kingdom</b>	6. _____	a Brit
<b>United States</b>	American	7. _____
<b>Malaysia</b>	8. _____	a Malaysian
<b>India</b>	Indian	9. _____
<b>The Philippines</b>	10. _____ / _____	a Filipino / a Filipina


Extension - write the right nationality or country:


<b><u>Country</u></b>	<b><u>Nationality</u></b>
<b>Wales</b>	1. _____
2. _____	Scottish
3. _____	English
<b>Northern Ireland</b>	4. _____

Look at the flags and write the right answer for each question:

1.  Where are you from?  
\_\_\_\_\_.


2.  Are you American?  
\_\_\_\_\_.

3.  Are you from Malaysia?  
\_\_\_\_\_.


4.  Where's she from?  
\_\_\_\_\_.

5.  Where's he from?  
\_\_\_\_\_.


6.  Are they British?  
\_\_\_\_\_.

7.  Are they from the Philippines?


\_\_\_\_\_.

8.  \_\_\_\_\_ Where are they from?


\_\_\_\_\_.

9.  Are you from Canada?

\_\_\_\_\_.




10.  Are you from the UK?

\_\_\_\_\_.

11.  Where are you from?

\_\_\_\_\_.

Extension - look at the flags and write the right answer for each question:

1.  Where's she from?  
\_\_\_\_\_.
2.  Are you English?  
\_\_\_\_\_.
3.  Where are you from?  
\_\_\_\_\_.

[https://docs.google.com/document/d/1DPpJZhtLwWaqWWW-Guv1Oabppr\\_lq7Cx/edit?usp=share\\_link&oid=100017399300866052772&rtpof=true&sd=true](https://docs.google.com/document/d/1DPpJZhtLwWaqWWW-Guv1Oabppr_lq7Cx/edit?usp=share_link&oid=100017399300866052772&rtpof=true&sd=true)

### Acknowledgements

Some text content in this unit was initially generated with the help of OpenAI's GPT-3.5 language model.

